

# RANGER BUDDIES FIGHT DEFORESTATION

FOR EDUCATORS

RANGER  
BUDDIES



The background is a vibrant, cartoon-style illustration of a rainforest. It features several large, brown tree trunks with green foliage. A yellow banner with a slight 3D effect is draped across the top. The text on the banner is in a bold, dark brown font. In the top right corner, there is a logo for 'RANGER BUDDIES' in a stylized, orange and yellow font with a green leaf-like background.

**THANK YOU FOR WATCHING!**

**RANGER  
BUDDIES**

**Thank you for joining the virtual show with your students. We hope it motivated you and your students to make choices to protect the rainforest and animals that call it home.**

**If you would like your students to take further action, we have prepared resources in the following pages to help them reflect, learn more and fight deforestation together.**

**This resource is aligned with the Social and Emotional Competencies outcome in the NEL Framework.**



# PROTECT THE RAINFOREST INITIATIVE: GUIDING QUESTIONS

Encourage your students to deepen their understanding and take action with these guiding questions. Use them to spark conversations and inspire them to advocate for the rainforest in their own unique ways!



## Interest in the rainforest

- What excites you the most about the rainforest?
- Is there a particular animal in the show that you like? Why?



## Concerns for the rainforest

- Are there any animals that you want to protect in the rainforest?
- How do you feel when you think about the rainforest being threatened?

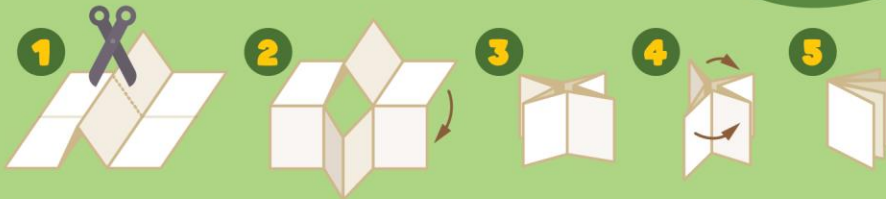


## Understanding the connection between rainforests and us

- Why is the rainforest important to you?
- What can we do to protect the rainforest?

# PROTECT THE RAINFOREST INITIATIVE: TAKE ACTION

## DIY RAINFOREST AWARENESS BOOKLET



Encourage your students to document their thoughts, ideas, and pledges to protect our rainforests with the following sentence openers:

1. I like the rainforest because...
2. The rainforest is important to me because...
3. I can help protect the rainforest by...



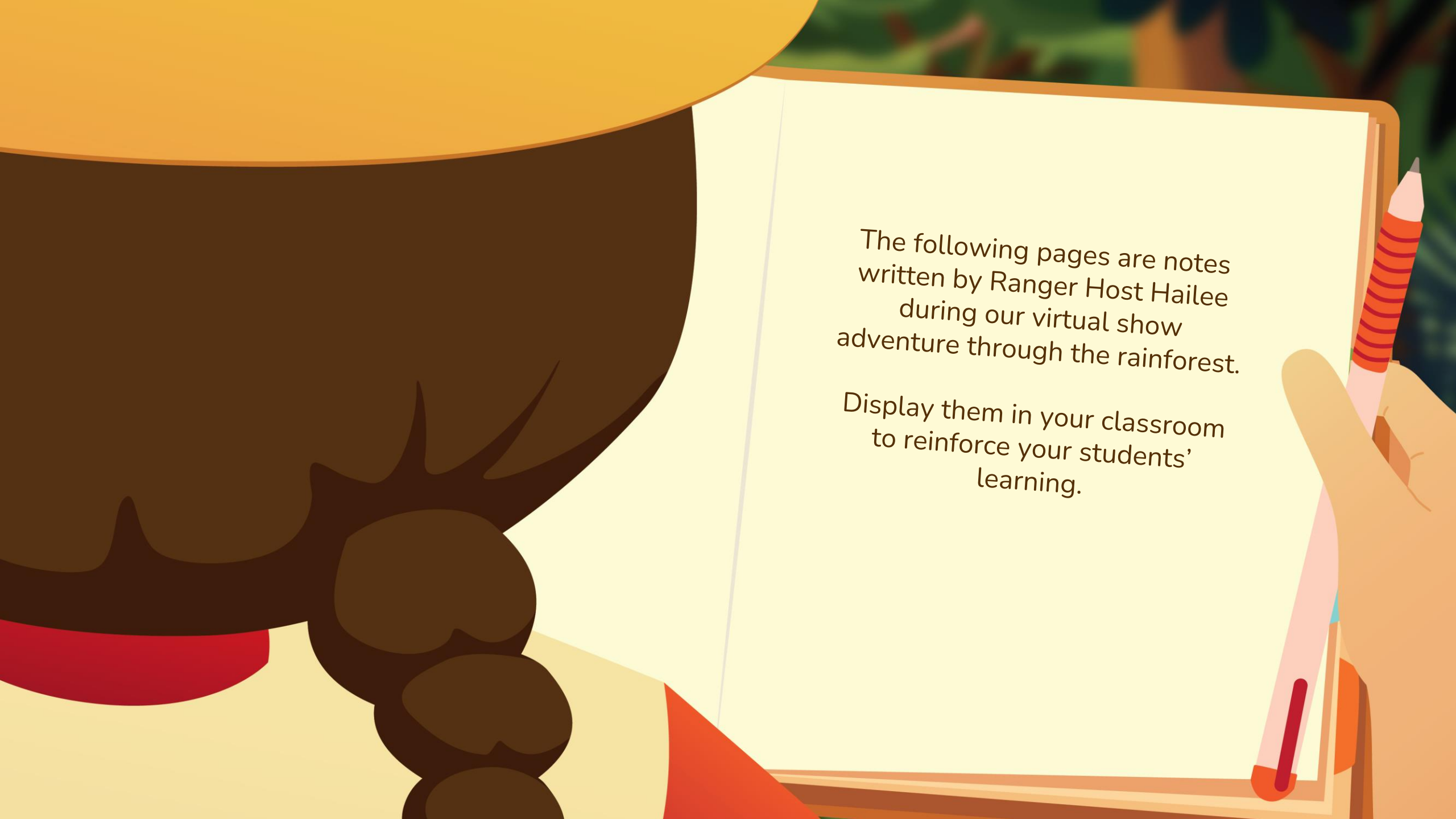
## RESEARCH AND RAISE AWARENESS

Explore and understand the topic of sustainable palm oil in greater depth. Raise awareness on the importance of choosing sustainable. Click [here](#) to find out more.



## ADOPT AN ANIMAL

Your contribution goes towards the upkeep of the animals in the Zoo and supports wildlife conservation. Click [here](#) to adopt an animal!

An illustration of a person wearing a large, bright orange hat and a red collar. The person is holding a light-colored notebook with a pencil in their hand. The pencil has a pink eraser and a red and white striped grip. The notebook is open to a page with text.

The following pages are notes  
written by Ranger Host Hailee  
during our virtual show  
adventure through the rainforest.

Display them in your classroom  
to reinforce your students'  
learning.

# RAINFOREST ANIMALS

## ORANGUTAN



One of the largest tree dwelling animals


Builds its nest high up in the trees using branches and leaves every evening



Uses its long arms to swing easily through the trees



## GIBBON



Uses a loud, distinct call to 'talk' to its friends over long distances

## ELEPHANT



Spends more than half the day eating



It eats fruits, leaves and grass that are found in the rainforest. An elephant can eat up to 200kg of food a day!



# IMPORTANCE OF THE RAINFOREST

The rainforest provides us with many items that we use in our daily lives.




**FRESH AIR**



**CLEAN WATER**



**WOODEN FURNITURE**



**PAPER PRODUCT**



**MEDICINE**



**FOOD**

# PROTECTING THE RAINFOREST

- 1 Look out for logos on snacks in the supermarket that show that the ingredients are forest-friendly.



- 2 Reuse and recycle paper to reduce the number of trees being cut down,



Using both sides  
of a paper



Recycle your paper  
instead of throwing  
it in the general  
waste bin